



WebLiquidInfotech™

ISO 9001:2015 CERTIFIED COMPANY

# GRAPHICS DESIGNING




TRAINING

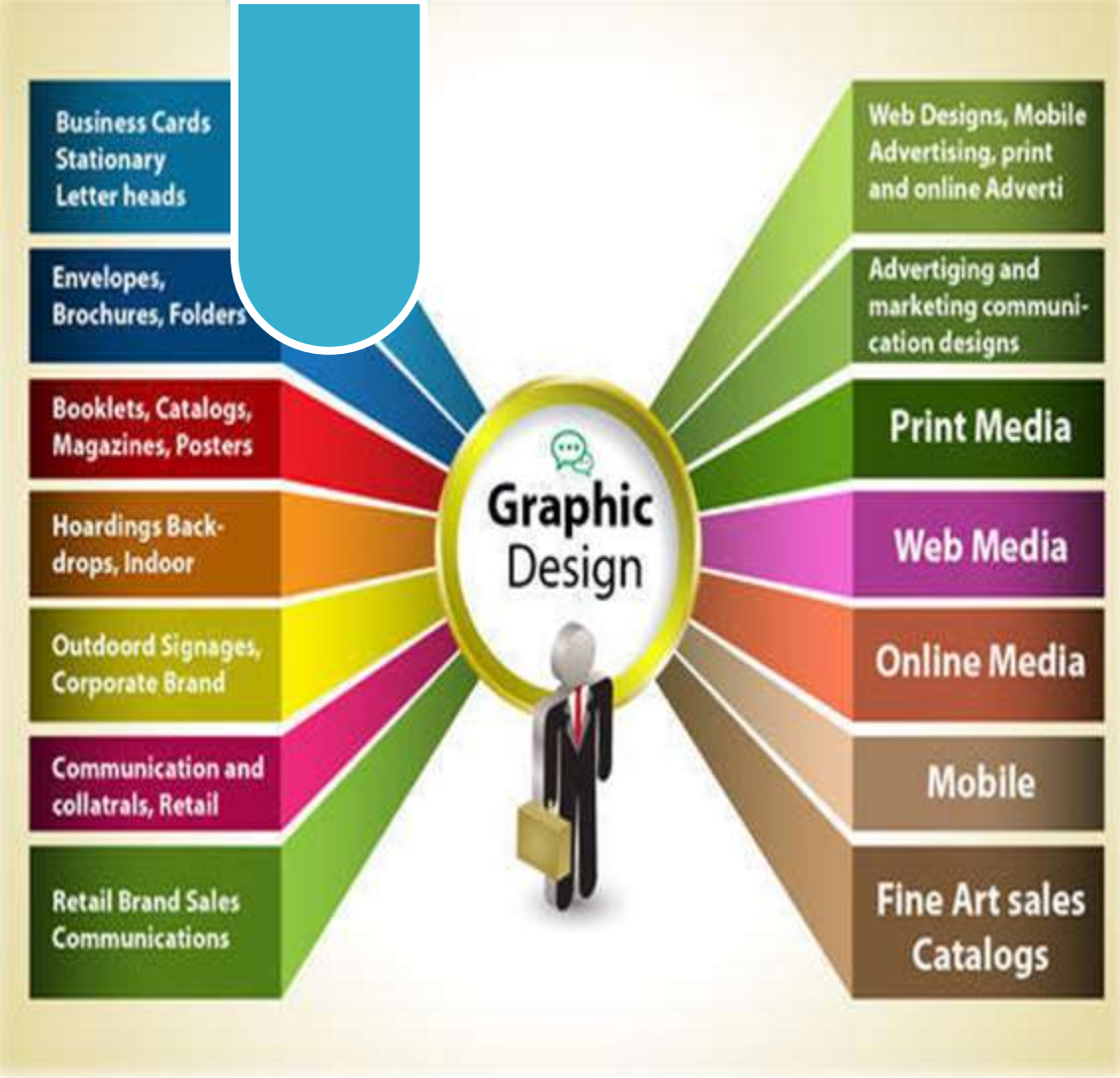


# What is Graphics Designing?



Graphic design is the process of creating visual and textual content in order to communicate messages to a target group. It involves the application of typography, photography, and illustration, in combination with visual hierarchy and page layout techniques.





# Scope of Graphics Designing

Employment of graphic designers is projected to grow 5 percent over the next ten years, about as fast as the average for all occupations. The work of graphic designers will continue to be important in the marketing of products throughout the economy. There are number of Careers related to Graphics designers:

- Art Directors
- Craft & Fine Artists
- Desktop Publishers
- Drafters
- Industrial Designers
- Multimedia Artists & Animators
- Technical Writers
- Web Developers

# Tools Used



## Photoshop

Raster image editor



photos



artwork



web graphics



mockups

### Features

Layers, image adjustment, animation



## Illustrator

Vector graphics editor



logos



mascots



icons



1-page docs

### Features

Vector shapes, typesetting, artboards



## InDesign

Desktop publisher



multi-page documents



1-page documents

### Features

Master pages, automatic page numbers, typesetting

# What will you learn?

- Introduction to graphics.
- Bitmap and Vector images.
- Version Histories.
- File Formats.
- Versatility.
- Adobe Photoshop
- Adobe Illustrator
- Corel draw
- Logo Designing



[www.webliquidinfotech.com](http://www.webliquidinfotech.com) , [info@webliquidinfotech.com](mailto:info@webliquidinfotech.com)

# ADOBE PHOTOSHOP (EDITING AND MANIPULATING IMAGES)



- Introduction to Photoshop.
  - Photoshop Resolution/RGB Colors
  - About Work Area or Workspace
  - Introduction to All Tools/Toolbars
  - About Photoshop Palettes.
  - Creating Images in Photoshop.
  - Selection and Channels Introduction.
  - All about Photoshop Layers.
  - Editing Images in Photoshop.
  - Working with Vectors in Photoshop.
  - Creating Static Images.
  - Banners and Animated Gif's in Photoshop.
  - Creating Buttons in Photoshop.
  - Working with Layer Styles.
  - Working with Filters.
  - Photoshop Brushes.
  - Layer Masking in Photoshop.
  - Adding Text Effects Techniques.
  - Photos effective Effects in Raw Images.
- 

# ADOBE ILLUSTRATOR (CREATING VECTOR IMAGES)



- Introduction to Adobe Illustrator.
- Setting up Preferences.
- Setting up Workspaces and Panels.
- Don't Be Afraid of the Pen Tool.
- Introduction to all Basic Shapes.
- Transforming in illustrator.
- Layers and Grouping.
- Master Clipping Masks.
- Become One with the Path Finder Panel
- Embrace the Appearance Panel
- Learn How to Make Brushes
- Pathfinders and More with Anchors
- Fill Stroke, Gradients and Colour
- Have Fun with Pattern Options
- Save Your Vector Art Correctly

# COREL DRAW



- 
- Understanding CorelDraw
  - Working with Lines, Outlines & Shapes
  - Working with Objects
  - Creating Graphical Special Effects.
  - Working with Colors & Filling Objects
  - Introduction to Tables Adding a table.
  - Inserting and deleting Table rows & columns.
  - Formatting Table.
  - Working with Text
  - Working with Layers
  - Working with Bitmap
  - Understanding the image types.
  - Working with Bitmap & Vector Images
  - Importing a Bitmap.
  - Modifying a Bitmap. Tracing Bitmaps.
  - Projects in CorelDraw



# WHY CHOOSE US?

- Get the right career exposure.
- To Enhance your technical skills with Practical learning.
- Get advanced technical & 100% practical knowledge along with hands-on training.
- Learn from highly experienced and professional experts.
- Flexible Timings with Weekdays & Weekend Batches are available.
- Free first demo Class before Joining.
- Doubt resolution sessions available.
- Get theoretical and practical classes.
- Know how to develop SEO friendly Websites.
- Learn how a professional company works.
- Improve your business communication skills.
- In house 100% placement opportunities for outstanding trainees.
- Job interview preparations.



# THANK YOU!

---

## CONTACT US:

SCO 114-115 2ND FLOOR  
SECTOR 34 A CHANDIGARH

### Phone:

M: 7347405486 / 7347405419

O: 0172-402373

### Email:

[info@webliquidinfotech.com](mailto:info@webliquidinfotech.com)

